

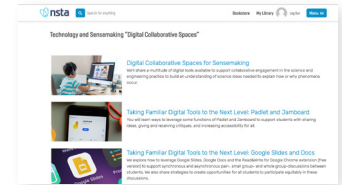


How It Works

1

Select PLU

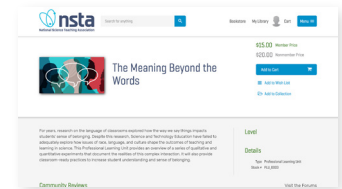
Explore NSTA's collection of PLUs by topic to satisfy your continuing education needs.



2

Purchase The PLU

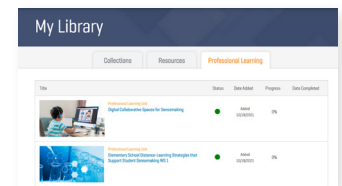
Click on the individual short course to access the product page and to purchase the PLU.



3

Visit My Library

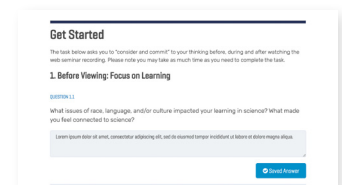
Once purchased, your PLU will be added to the professional learning section of My Library (upper right corner on the NSTA website). While in My Library, you can also view your progress/status towards completion of the course.



4

Enjoy Your Course

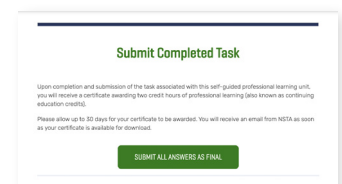
With materials in your virtual hand, you can now enjoy your course and work at your own pace. Respond to questions created to help you consider your thinking on the topic, watch the web seminar videos, refine your responses, and upload files.



5

Submit Your Final Answers

Once you have reviewed your responses, submit your final answers and coursework for review.



6

Receive Your Certificate

Upon completion and submission of the task associated with the PLU, you will receive a certificate awarding two credit hours of professional learning. An email from NSTA will be sent to you as soon as your certificate is available for download. Please allow up to 30 days for your certificate to be awarded.

