



Beak Explanation Sheet

Examine the pictures of each bird eating food. Look closely at the food that the bird is eating and the type of beak it has.





Bird Name	What is the bird eating?	Which "food" in the activity is similar to what the bird is eating? What makes it similar?	What is the shape of the bird's beak? (Describe/Draw)	Why does the beak shape help the bird eat this food?
Hummingbird				
Pelican				
Flycatcher				
Jay				

Bird Name	What is the bird eating?	Which "food" in the activity is similar to what the bird is eating? What makes it similar?	What is the shape of the bird's beak? (Describe/Draw)	Why does the beak shape help the bird eat this food?
Falcon				
Puffin				
Waxwing				
Hornbill				

Beak Explanation Sheet

Examine the pictures of each bird. Look closely at the bird's beak and make a prediction about what type of food it would eat.
Research what type of food this bird eats.



Bird	I predict this bird would eat....	I found out this bird eats.....
<p data-bbox="365 397 432 430">Eagle</p> 		
<p data-bbox="373 641 424 673">Stilt</p> 		
<p data-bbox="310 901 487 933">Oystercatcher</p> 		
<p data-bbox="352 1153 445 1185">Pelican</p> 		

<p>Heron</p> 		
<p>Flycatcher</p> 		
<p>Bunting</p> 		
<p>Woodpecker</p> 		
<p>Crossbill</p> 		
<p>Spoonbill</p> 		

