






























Copy and cut into strips for student weather data collection. Students circle the phenomena they observe.

Today's Weather	Today's Weather	Today's Weather	Today's Weather	Today's Weather
<p>Snowy</p> 	<p>Snowy</p> 	<p>Snowy</p> 	<p>Snowy</p> 	<p>Snowy</p> 
<p>Rainy</p> 	<p>Rainy</p> 	<p>Rainy</p> 	<p>Rainy</p> 	<p>Rainy</p> 
<p>Sunny</p> 	<p>Sunny</p> 	<p>Sunny</p> 	<p>Sunny</p> 	<p>Sunny</p> 
<p>Cloudy</p> 	<p>Cloudy</p> 	<p>Cloudy</p> 	<p>Cloudy</p> 	<p>Cloudy</p> 
<p>Windy</p> 	<p>Windy</p> 	<p>Windy</p> 	<p>Windy</p> 	<p>Windy</p> 

Tally chart for counting weekly or monthly occurrences of weather events. Enlarge for use with entire class.

Snowy 	Rainy 	Sunny 	Cloudy 	Windy 